

## Pentathlon-Sanction #2776--OH - 10/30/2005

## Results

## Girls 8&amp;U 25 Yard Free

Records: 13.80\* 2000 Cynthia Donovan

Name	Age	Team	Finals	Time
1 Norris, Cara M	8	CAC-OH	14.50	20.0
2 Hulbert, Katie M	7	RAYS-OH	16.73	17.0
3 Clasgens, Morgan	7	MAKO-OH	17.74	16.0
4 Braxton, Blair A	8	SFF-OH	17.89	15.0
5 Wharton, Bailey E	8	CAC-OH	18.30	14.0
6 Patil, Nisha S	8	SFF-OH	18.77	13.0
7 Stimson, Grace E	8	CAC-OH	19.12	12.0
8 Volpenhein, Julia I	8	RAYS-OH	19.30	11.0
9 Bell, Sophie A	8	CAC-OH	19.70	9.0
10 Trimpe, Erin C	8	MAKO-OH	19.74	7.0
11 Volpenhein, Ashle	6	RAYS-OH	20.47	6.0
12 Aguilar, Charlotte	8	SFF-OH	20.49	5.0
13 Roy-Chaudhury, A	8	SFF-OH	20.60	4.0
14 Ahlert, Alexis K	8	RAYS-OH	20.96	3.0
15 Almquist, Megan I	8	CAC-OH	21.10	2.0
16 Feeney, Chelsea C	7	SFF-OH	21.11	1.0
17 Pawlak, Sophie E	8	RAYS-OH	21.12	
18 Frazier, Brooke E	7	RAYS-OH	22.21	
19 Heldman, Madelyr	6	SFF-OH	22.26	
20 McKenna, Kelsey	8	RAYS-OH	22.59	
21 McClure, Alison M	7	CAC-OH	23.05	
22 Zhou, Anna C	7	SFF-OH	23.39	
23 Fisher, Caroline M	7	SFF-OH	24.01	
24 Wei, Chauyie	8	RAYS-OH	25.05	
25 Schneiderman, Kat	7	RAYS-OH	25.16	
26 Kelley, Lauren K	7	RAYS-OH	25.46	
27 Tamanko, Grace M	7	SFF-OH	25.71	
28 Yanosik, Stephanie A	7	RAYS-OH	26.56	
29 Venters, Morganne	7	RAYS-OH	26.62	
30 Salzano, Olivia A	7	RAYS-OH	26.83	
31 Suter, Katie E	6	RAYS-OH	31.75	

## Girls 8&amp;U 25 Yard Back

Records: 16.78\* 2000 Cynthia Donovan

Name	Age	Team	Finals	Time
1 Norris, Cara M	8	CAC-OH	17.44	20.0
2 Hulbert, Katie M	7	RAYS-OH	21.64	17.0
3 Wharton, Bailey E	8	CAC-OH	22.36	16.0
4 Patil, Nisha S	8	SFF-OH	22.78	15.0
5 Stimson, Grace E	8	CAC-OH	23.00	14.0
6 Clasgens, Morgan	7	MAKO-OH	23.72	13.0
7 Frazier, Brooke E	7	RAYS-OH	23.75	12.0
8 Bell, Sophie A	8	CAC-OH	23.76	11.0
9 Aguilar, Charlotte	8	SFF-OH	24.43	9.0
10 Almquist, Megan I	8	CAC-OH	24.64	7.0
11 Ahlert, Alexis K	8	RAYS-OH	25.29	6.0
12 Pawlak, Sophie E	8	RAYS-OH	25.32	5.0
13 Volpenhein, Ashle	6	RAYS-OH	25.35	4.0
14 McKenna, Kelsey	8	RAYS-OH	25.69	3.0
15 Tso, Jackie	8	SFF-OH	25.70	2.0
16 Feeney, Chelsea C	7	SFF-OH	25.72	1.0
17 Heldman, Madelyr	6	SFF-OH	26.03	
18 Fisher, Caroline M	7	SFF-OH	26.09	
19 Braxton, Blair A	8	SFF-OH	26.30	
20 Trimpe, Erin C	8	MAKO-OH	26.36	

21 Zhou, Anna C	7	SFF-OH	26.37	
22 Volpenhein, Julia I	8	RAYS-OH	26.45	
23 Yanosik, Stephanie A	7	RAYS-OH	28.47	
24 Schneiderman, Kat	7	RAYS-OH	29.23	
25 Kelley, Lauren K	7	RAYS-OH	29.33	
26 McClure, Alison M	7	CAC-OH	30.04	
27 Wei, Chauyie	8	RAYS-OH	30.68	
28 Suter, Katie E	6	RAYS-OH	31.68	
29 Salzano, Olivia A	7	RAYS-OH	32.08	
30 Venters, Morganne	7	RAYS-OH	32.43	
31 Tamanko, Grace M	7	SFF-OH	32.88	

## Girls 8&amp;U 25 Yard Breast

Records: 20.46\* 2000 Cynthia Donovan

Name	Age	Team	Finals	Time
1 Norris, Cara M	8	CAC-OH	20.40*	20.0
2 Trimpe, Erin C	8	MAKO-OH	22.77	17.0
3 Hulbert, Katie M	7	RAYS-OH	25.07	16.0
4 Stimson, Grace E	8	CAC-OH	25.59	15.0
5 Clasgens, Morgan	7	MAKO-OH	25.79	14.0
6 Ahlert, Alexis K	8	RAYS-OH	28.21	13.0
7 Patil, Nisha S	8	SFF-OH	28.38	12.0
8 Wharton, Bailey E	8	CAC-OH	28.96	11.0
9 Fisher, Caroline M	7	SFF-OH	29.20	9.0
10 Aguilar, Charlotte	8	SFF-OH	31.10	7.0
11 Frazier, Brooke E	7	RAYS-OH	31.47	6.0
12 Bell, Sophie A	8	CAC-OH	32.52	5.0
13 Salzano, Olivia A	7	RAYS-OH	33.41	4.0
14 Yanosik, Stephanie A	7	RAYS-OH	33.58	3.0
15 Schneiderman, Kat	7	RAYS-OH	34.84	2.0
16 Pawlak, Sophie E	8	RAYS-OH	34.92	1.0
17 McClure, Alison M	7	CAC-OH	35.71	
18 McKenna, Kelsey	8	RAYS-OH	36.53	
19 Kelley, Lauren K	7	RAYS-OH	39.48	
20 Suter, Katie E	6	RAYS-OH	40.03	
21 Venters, Morganne	7	RAYS-OH	43.07	
22 Shelton, Emma K	6	CAC-OH	1:27.46	
--- Wei, Chauyie	8	RAYS-OH	DQ	
--- Almquist, Megan I	8	CAC-OH	DQ	

## Girls 8&amp;U 25 Yard Fly

Records: 15.68\* 2000 Cynthia Donovan

Name	Age	Team	Finals	Time
1 Norris, Cara M	8	CAC-OH	15.75	20.0
2 Hulbert, Katie M	7	RAYS-OH	21.06	17.0
3 Braxton, Blair A	8	SFF-OH	22.19	16.0
4 Trimpe, Erin C	8	MAKO-OH	23.42	15.0
5 Almquist, Megan I	8	CAC-OH	23.59	14.0
6 Ahlert, Alexis K	8	RAYS-OH	24.49	13.0
7 Stimson, Grace E	8	CAC-OH	24.65	12.0
8 Clasgens, Morgan	7	MAKO-OH	24.76	11.0
9 Wharton, Bailey E	8	CAC-OH	25.38	9.0
10 Aguilar, Charlotte	8	SFF-OH	27.18	7.0
11 McClure, Alison M	7	CAC-OH	27.21	6.0
12 Heldman, Madelyr	6	SFF-OH	27.28	5.0
13 Roy-Chaudhury, A	8	SFF-OH	28.01	4.0
14 Frazier, Brooke E	7	RAYS-OH	28.13	3.0
15 Schneiderman, Kat	7	RAYS-OH	28.80	2.0
16 Feeney, Chelsea C	7	SFF-OH	29.11	1.0

17 Pawlak, Sophie E	8	RAYS-OH	29.49	
18 Bell, Sophie A	8	CAC-OH	30.58	
19 McKenna, Kelsey	8	RAYS-OH	30.64	
20 Tamanko, Grace M	7	SFF-OH	30.76	
21 Volpenhein, Ashle	6	RAYS-OH	31.91	
22 Volpenhein, Julia I	8	RAYS-OH	32.21	
23 Tso, Jackie	8	SFF-OH	32.76	
24 Yanosik, Stephanie A	7	RAYS-OH	33.68	
25 Wei, Chauyie	8	RAYS-OH	36.13	
26 Salzano, Olivia A	7	RAYS-OH	38.80	
27 Kelley, Lauren K	7	RAYS-OH	39.72	
28 Venters, Morganne	7	RAYS-OH	40.67	
29 Suter, Katie E	6	RAYS-OH	42.26	

## Girls 8&amp;U 100 Yard IM

Records: 1:22.21\* 2000 Cynthia Donovan

1:20.29 STAT

Name	Age	Team	Finals	Time
1 Norris, Cara M	8	CAC-OH	1:19.95*	STAT
			36.49	43.46
2 Hulbert, Katie M	7	RAYS-OH	1:42.25	17.0
			46.67	55.58
3 Clasgens, Morgan	7	MAKO-OH	1:48.99	16.0
			53.58	55.41
4 Stimson, Grace E	8	CAC-OH	1:52.24	15.0
			51.24	1:01.00
5 Trimpe, Erin C	8	MAKO-OH	1:52.30	14.0
			54.51	57.79
6 Wharton, Bailey E	8	CAC-OH	1:53.22	13.0
			52.19	1:01.03
7 Roy-Chaudhury, A	8	SFF-OH	1:56.13	12.0
			54.74	1:01.39
8 Ahlert, Alexis K	8	RAYS-OH	1:56.64	11.0
			55.71	1:00.93
9 Aguilar, Charlotte	8	SFF-OH	2:07.31	9.0
			58.66	1:08.65
10 Frazier, Brooke E	7	RAYS-OH	2:08.31	7.0
			59.68	1:08.63
11 Zhou, Anna C	7	SFF-OH	2:09.65	6.0
			57.91	1:11.74
12 Pawlak, Sophie E	8	RAYS-OH	2:14.18	5.0
			1:03.35	1:10.83
13 Almquist, Megan I	8	CAC-OH	2:14.82	4.0
			59.01	1:15.81
14 Bell, Sophie A	8	CAC-OH	2:17.57	3.0
			1:03.78	1:13.79
15 McKenna, Kelsey	8	RAYS-OH	2:20.46	2.0
			1:04.90	1:15.56
16 Tso, Jackie	8	SFF-OH	2:20.48	1.0
			1:07.32	1:13.16
17 McClure, Alison M	7	CAC-OH	2:21.84	
			1:05.75	1:16.09
18 Schneiderman, Kat	7	RAYS-OH	2:22.28	
			1:04.01	1:18.27
19 Wei, Chauyie	8	RAYS-OH	2:25.43	
			1:15.99	1:09.44
20 Yanosik, Stephanie A	7	RAYS-OH	2:33.27	
			1:19.23	1:14.04

## Pentathlon-Sanction #2776--OH - 10/30/2005

## Results

**(Girls 8&U 100 Yard IM)**

21	Kelley, Lauren K	7 RAYS-OH	2:36.30
	1:18.35	1:17.95	
22	Salzano, Olivia A	7 RAYS-OH	2:39.22
	1:20.33	1:18.89	
23	Venters, Morgann	7 RAYS-OH	3:10.22
	1:30.62	1:39.60	

**Girls 9-10 50 Yard Free**

Records: 28.75\* 2001 Erica Kao

31.49 STAT

Name	Age	Team	Finals	Time
1	Wu, Abby J	10 CAC-OH	31.11	STAT
2	Tassone, Lauren A	10 CAC-OH	32.74	17.0
3	Gregory, Kelsey A	10 MAKO-OF	33.05	16.0
4	Putman, Sara M	10 SFF-OH	33.49	15.0
5	Trimpe, Emily A	10 MAKO-OF	33.99	14.0
6	Jenkins, Sarah A	10 SFF-OH	34.28	13.0
7	Beaudoin, Alisha M	10 RAYS-OH	34.41	12.0
8	Elder, Jordan M	9 SFF-OH	34.56	11.0
9	Cummings, Rachel	10 CAC-OH	34.60	9.0
10	Reisenfeld, Kyra A	9 MAKO-OF	35.05	7.0
11	Wills, Jane E	10 CAC-OH	35.58	6.0
12	Gottschalk, Hanna	9 SFF-OH	35.68	5.0
13	Hellmann, Abby L	10 CAC-OH	35.71	4.0
14	Ghastine, Lea M	10 SFF-OH	36.13	3.0
15	Dilek, Sophie	10 MAKO-OF	36.78	2.0
16	Motley, Alona V	9 CAC-OH	36.88	1.0
17	McGoff, Rachel A	10 CAC-OH	37.26	
18	Vester, Sarah J	9 CAC-OH	37.32	
19	Grossi, Madeline C	10 CAC-OH	37.40	
20	May, Sarah A	10 SFF-OH	37.49	
21	Thomas, Lauren J	9 SFF-OH	37.88	
22	Vanatsky, Lauren I	9 MAKO-OF	39.37	
23	Russo, Ellen E	9 SFF-OH	39.54	
24	Walker, Ashley N	10 SFF-OH	41.76	
25	Freds, Taylor L	9 RAYS-OH	42.12	
26	Macrae, Celia H	9 CAC-OH	43.01	
27	Webber, Rachel T	9 RAYS-OH	43.46	
28	Stanifer, Angelique	9 SFF-OH	43.73	
29	Hartman, Catherin	9 CAC-OH	44.53	
30	Clark, Ashley N	9 RAYS-OH	46.51	
31	Schroeder, Hannah	9 CAC-OH	46.82	
32	Vanatsky, Emily L	9 RAYS-OH	48.95	
33	Reed, Amba A	9 RAYS-OH	53.21	

**Girls 9-10 50 Yard Back**

Records: 34.70\* 2004 Devonne F Sorber

37.29 STAT

Name	Age	Team	Finals	Time
1	Wu, Abby J	10 CAC-OH	36.80	STAT
2	Tassone, Lauren A	10 CAC-OH	38.42	17.0
3	Beaudoin, Alisha M	10 RAYS-OH	39.59	16.0
4	Putman, Sara M	10 SFF-OH	39.89	15.0
5	Cummings, Rachel	10 CAC-OH	40.76	14.0
6	May, Sarah A	10 SFF-OH	41.14	13.0
7	Jenkins, Sarah A	10 SFF-OH	41.50	12.0
8	Trimpe, Emily A	10 MAKO-OF	41.59	11.0

9	Ghastine, Lea M	10 SFF-OH	41.67	9.0
10	Elder, Jordan M	9 SFF-OH	41.89	7.0
11	Gottschalk, Hanna	9 SFF-OH	42.09	6.0
12	Hellmann, Abby L	10 CAC-OH	42.89	5.0
13	Motley, Alona V	9 CAC-OH	42.97	4.0
14	Gregory, Kelsey A	10 MAKO-OF	43.42	2.5
14	Reisenfeld, Kyra A	9 MAKO-OF	43.42	2.5
16	Russo, Ellen E	9 SFF-OH	43.53	1.0
17	Vester, Sarah J	9 CAC-OH	44.03	
18	McGoff, Rachel A	10 CAC-OH	44.05	
19	Stanifer, Angelique	9 SFF-OH	44.83	
20	Dilek, Sophie	10 MAKO-OF	46.28	
21	Thomas, Lauren J	9 SFF-OH	47.21	
22	Wills, Jane E	10 CAC-OH	47.95	
23	Vanatsky, Lauren I	9 MAKO-OF	48.38	
24	Grossi, Madeline C	10 CAC-OH	50.05	
25	Walker, Ashley N	10 SFF-OH	51.40	
26	Webber, Rachel T	9 RAYS-OH	52.68	
27	Freds, Taylor L	9 RAYS-OH	53.19	
28	Hazen, Corinne J	10 RAYS-OH	54.69	
29	Schroeder, Hannah	9 CAC-OH	55.50	
30	Vanatsky, Emily L	9 RAYS-OH	55.95	
31	Clark, Ashley N	9 RAYS-OH	56.49	
32	Hartman, Catherin	9 CAC-OH	57.11	
33	Macrae, Celia H	9 CAC-OH	58.40	
34	Reed, Amba A	9 RAYS-OH	1:13.15	

**Girls 9-10 50 Yard Breast**

Records: 38.85\* 2004 Devonne F Sorber

42.19 STAT

Name	Age	Team	Finals	Time
1	Wu, Abby J	10 CAC-OH	41.03	STAT
2	Trimpe, Emily A	10 MAKO-OF	41.55	STAT
3	Ghastine, Lea M	10 SFF-OH	44.67	16.0
4	McGoff, Rachel A	10 CAC-OH	44.89	15.0
5	Tassone, Lauren A	10 CAC-OH	47.06	14.0
6	Jenkins, Sarah A	10 SFF-OH	47.32	13.0
7	Putman, Sara M	10 SFF-OH	47.68	12.0
8	Wills, Jane E	10 CAC-OH	48.08	11.0
9	Dilek, Sophie	10 MAKO-OF	48.25	9.0
10	Gottschalk, Hanna	9 SFF-OH	48.73	7.0
11	Russo, Ellen E	9 SFF-OH	48.83	6.0
12	Elder, Jordan M	9 SFF-OH	49.32	5.0
13	Hellmann, Abby L	10 CAC-OH	49.46	4.0
14	Stanifer, Angelique	9 SFF-OH	49.63	3.0
15	Beaudoin, Alisha M	10 RAYS-OH	49.74	2.0
16	Reisenfeld, Kyra A	9 MAKO-OF	49.76	1.0
17	Cummings, Rachel	10 CAC-OH	50.47	
18	Gregory, Kelsey A	10 MAKO-OF	51.47	
19	Vester, Sarah J	9 CAC-OH	54.38	
20	May, Sarah A	10 SFF-OH	55.58	
21	Motley, Alona V	9 CAC-OH	57.18	
22	Thomas, Lauren J	9 SFF-OH	57.83	
23	Reed, Amba A	9 RAYS-OH	58.71	
24	Grossi, Madeline C	10 CAC-OH	58.81	
25	Macrae, Celia H	9 CAC-OH	58.84	
26	Schroeder, Hannah	9 CAC-OH	1:06.07	
27	Hartman, Catherin	9 CAC-OH	1:06.12	
28	Freds, Taylor L	9 RAYS-OH	1:06.20	

29	Clark, Ashley N	9 RAYS-OH	1:06.45	
---	Webber, Rachel T	9 RAYS-OH	DQ	
---	Vanatsky, Lauren I	9 MAKO-OF	DQ	
---	Vanatsky, Emily L	9 RAYS-OH	DQ	

**Girls 9-10 50 Yard Fly**

Records: 33.67\* 2004 Jackie M Smith

35.79 STAT

Name	Age	Team	Finals	Time
1	Wu, Abby J	10 CAC-OH	36.08	20.0
2	Elder, Jordan M	9 SFF-OH	39.25	17.0
3	Putman, Sara M	10 SFF-OH	40.09	16.0
4	Beaudoin, Alisha M	10 RAYS-OH	40.45	15.0
5	Tassone, Lauren A	10 CAC-OH	41.31	14.0
6	Cummings, Rachel	10 CAC-OH	41.99	13.0
7	Jenkins, Sarah A	10 SFF-OH	42.02	12.0
8	May, Sarah A	10 SFF-OH	42.29	11.0
9	Trimpe, Emily A	10 MAKO-OF	42.67	9.0
10	Gottschalk, Hanna	9 SFF-OH	42.90	7.0
11	Gregory, Kelsey A	10 MAKO-OF	43.25	6.0
12	Ghastine, Lea M	10 SFF-OH	43.77	5.0
13	Russo, Ellen E	9 SFF-OH	44.77	4.0
14	Hellmann, Abby L	10 CAC-OH	45.70	3.0
15	Reisenfeld, Kyra A	9 MAKO-OF	45.76	2.0
16	Motley, Alona V	9 CAC-OH	45.90	1.0
17	Wills, Jane E	10 CAC-OH	46.55	
18	Vester, Sarah J	9 CAC-OH	47.51	
19	Dilek, Sophie	10 MAKO-OF	49.41	
20	McGoff, Rachel A	10 CAC-OH	51.51	
21	Stanifer, Angelique	9 SFF-OH	51.59	
22	Freds, Taylor L	9 RAYS-OH	53.42	
23	Grossi, Madeline C	10 CAC-OH	56.39	
24	Macrae, Celia H	9 CAC-OH	58.52	
25	Hartman, Catherin	9 CAC-OH	1:02.26	
26	Webber, Rachel T	9 RAYS-OH	1:03.15	
27	Vanatsky, Emily L	9 RAYS-OH	1:09.85	
28	Clark, Ashley N	9 RAYS-OH	1:15.87	
29	Reed, Amba A	9 RAYS-OH	1:21.52	
---	Schroeder, Hannah	9 CAC-OH	DQ	

**Girls 9-10 100 Yard IM**

Records: 1:17.22\* 2004 Devonne F Sorber

1:20.29 STAT

Name	Age	Team	Finals	Time
1	Wu, Abby J	10 CAC-OH	1:19.79	STAT
	38.13	41.66		
2	Tassone, Lauren A	10 CAC-OH	1:25.95	17.0
	39.47	46.48		
3	Jenkins, Sarah A	10 SFF-OH	1:27.76	16.0
	41.98	45.78		
4	Putman, Sara M	10 SFF-OH	1:28.40	15.0
	40.78	47.62		
5	Trimpe, Emily A	10 MAKO-OF	1:28.55	14.0
6	Gottschalk, Hanna	9 SFF-OH	1:30.00	13.0
	41.74	48.26		
7	Cummings, Rachel	10 CAC-OH	1:30.41	12.0
	41.82	48.59		
8	Ghastine, Lea M	10 SFF-OH	1:30.93	10.0
	42.91	48.02		

## Pentathlon-Sanction #2776--OH - 10/30/2005

## Results

**(Girls 9-10 100 Yard IM)**

8	Gregory, Kelsey A	10	MAKO-OH	1:30.93	10.0
	43.49		47.44		
10	Russo, Ellen E	9	SFF-OH	1:31.61	7.0
	42.16		49.45		
11	Beaudoin, Alisha M	10	RAYS-OH	1:32.16	6.0
	40.52		51.64		
12	Reisenfeld, Kyra A	9	MAKO-OH	1:33.36	5.0
	44.31		49.05		
13	Hellmann, Abby L	10	CAC-OH	1:33.48	4.0
	45.13		48.35		
14	Elder, Jordan M	9	SFF-OH	1:34.52	3.0
	43.27		51.25		
15	Dilek, Sophie	10	MAKO-OH	1:35.89	2.0
	47.46		48.43		
16	Vester, Sarah J	9	CAC-OH	1:38.00	1.0
	45.48		52.52		
17	Wills, Jane E	10	CAC-OH	1:38.78	
	47.47		51.31		
18	May, Sarah A	10	SFF-OH	1:38.81	
	43.63		55.18		
19	McGoff, Rachel A	10	CAC-OH	1:39.42	
	46.85		52.57		
20	Motley, Alona V	9	CAC-OH	1:41.01	
	46.30		54.71		
21	Stanifer, Angeliqu	9	SFF-OH	1:41.36	
	47.23		54.13		
22	Grossi, Madeline C	10	CAC-OH	1:52.83	
	53.93		58.90		
23	Freds, Taylor L	9	RAYS-OH	1:54.21	
	50.68		1:03.53		
24	Schroeder, Hannah	9	CAC-OH	1:57.84	
	55.96		1:01.88		
25	Webber, Rachel T	9	RAYS-OH	2:03.23	
	59.20		1:04.03		
26	Walker, Ashley N	10	SFF-OH	2:03.27	
	54.48		1:08.79		
27	Macrae, Celia H	9	CAC-OH	2:05.19	
	59.09		1:06.10		
28	Hartman, Catherin	9	CAC-OH	2:10.35	
29	Vanatsky, Emily L	9	RAYS-OH	2:12.16	
	1:02.32		1:09.84		
30	Reed, Amba A	9	RAYS-OH	2:24.28	
	1:10.58		1:13.70		
---	Clark, Ashley N	9	RAYS-OH	DQ	
	1:09.44		1:08.88		

**Girls 11-12 50 Yard Free**

**Records: 26.61\* 2004 Alex E Norris**  
**27.99 STAT**

Name	Age	Team	Finals	Time
1 Sorber, Devonne F	11	MAKO-OH	29.01	20.0
2 Slattery, Maddie M	12	CAC-OH	29.06	17.0
3 Lennon, Caitlin M	12	CAC-OH	29.46	16.0
4 Reisenfeld, Laina I	12	MAKO-OH	29.59	15.0
5 O'Connor, Shannoi	12	KAC-OH	29.72	14.0
6 Smith, Jackie M	11	CAC-OH	29.73	13.0
7 Polet, Jayme C	12	KAC-OH	30.06	12.0

8	Pearce, Stephanie I	12	CAC-OH	30.58	11.0
9	Dewey, Anna N	11	CAC-OH	30.90	9.0
10	Vester, Hannah R	11	CAC-OH	31.12	7.0
11	Hartman, Elizabeth	12	CAC-OH	31.40	6.0
12	Borger, Valerie A	11	CAC-OH	32.38	5.0
13	Mehas, Alexandra	12	CAC-OH	32.58	4.0
14	Sinkula, Jessie D	12	CAC-OH	32.70	3.0
15	Coleman, Katie E	12	SFF-OH	33.58	2.0
16	Heinbach, Elizabeth	12	CAC-OH	33.89	0.5
16	Watson, Lindsey C	12	CAC-OH	33.89	0.5
18	Wang, Ellen	11	SFF-OH	34.53	
19	Wheeler, Dani R	11	CAC-OH	36.13	
20	Fritz, Maggie D	11	CAC-OH	36.25	
21	Kappers, Sarah R	11	SFF-OH	36.29	
22	Hanzel, Lauren M	12	SFF-OH	36.39	
23	Jeffery, Bre K	11	KAC-OH	36.90	
24	Beck, Kristen N	11	CAC-OH	36.99	
25	Lucas, Allyson L	12	SFF-OH	37.03	
26	McInturf, Abby E	11	CAC-OH	37.14	
27	Combs, Emily J	11	RAYS-OH	38.97	
28	Gustafson, Abbey	11	RAYS-OH	39.30	
29	Beaupre, Emily M	12	CAC-OH	40.01	
30	Schneiderman, Taj	11	RAYS-OH	42.82	
31	Zhao, Emma J	11	RAYS-OH	43.85	
32	Warwick, Katie G	11	CAC-OH	44.07	
---	Plummer, Kristin M	12	CAC-OH	DQ	
---	McClure, Laurin L	12	CAC-OH	DQ	

**Girls 11-12 50 Yard Back**

**Records: 31.25\* 2004 Alex E Norris**  
**32.69 STAT**

Name	Age	Team	Finals	Time
1 Sorber, Devonne F	11	MAKO-OH	33.02	20.0
2 McClure, Laurin L	12	CAC-OH	33.93	17.0
3 Lennon, Caitlin M	12	CAC-OH	34.58	16.0
4 Slattery, Maddie M	12	CAC-OH	35.57	15.0
5 Heinbach, Elizabeth	12	CAC-OH	35.83	14.0
6 Reisenfeld, Laina I	12	MAKO-OH	35.96	13.0
7 Dewey, Anna N	11	CAC-OH	36.43	12.0
8 Smith, Jackie M	11	CAC-OH	37.12	11.0
9 Sinkula, Jessie D	12	CAC-OH	37.37	8.0
9 Wheeler, Dani R	11	CAC-OH	37.37	8.0
11 Mehas, Alexandra	12	CAC-OH	37.55	6.0
12 Pearce, Stephanie I	12	CAC-OH	37.84	5.0
13 Vester, Hannah R	11	CAC-OH	38.46	4.0
14 O'Connor, Shannoi	12	KAC-OH	38.58	3.0
15 Hartman, Elizabeth	12	CAC-OH	38.75	2.0
16 Plummer, Kristin M	12	CAC-OH	38.86	1.0
17 Borger, Valerie A	11	CAC-OH	39.23	
18 Watson, Lindsey C	12	CAC-OH	40.06	
19 Coleman, Katie E	12	SFF-OH	40.34	
20 Vanatsky, Carley A	11	MAKO-OH	40.47	
21 Wang, Ellen	11	SFF-OH	41.82	
22 Kappers, Sarah R	11	SFF-OH	42.35	
23 McInturf, Abby E	11	CAC-OH	43.29	
24 Combs, Emily J	11	RAYS-OH	44.36	
25 Beaupre, Emily M	12	CAC-OH	44.52	
26 Fritz, Maggie D	11	CAC-OH	44.61	
27 Beck, Kristen N	11	CAC-OH	46.58	

28	Lucas, Allyson L	12	SFF-OH	46.88	
29	Jeffery, Bre K	11	KAC-OH	47.70	
30	Schneiderman, Taj	11	RAYS-OH	48.87	
31	Hanzel, Lauren M	12	SFF-OH	50.16	
32	Zhao, Emma J	11	RAYS-OH	50.54	
33	Warwick, Katie G	11	CAC-OH	50.76	
34	Gustafson, Abbey	11	RAYS-OH	58.48	

**Girls 11-12 50 Yard Breast**

**Records: 34.35\* 2004 Alex E Norris**  
**36.29 STAT**

Name	Age	Team	Finals	Time
1 Sorber, Devonne F	11	MAKO-OH	37.78	20.0
2 Pearce, Stephanie I	12	CAC-OH	37.93	17.0
3 McClure, Laurin L	12	CAC-OH	39.52	16.0
4 Lennon, Caitlin M	12	CAC-OH	39.92	15.0
5 Watson, Lindsey C	12	CAC-OH	40.02	14.0
6 Slattery, Maddie M	12	CAC-OH	40.43	13.0
7 Polet, Jayme C	12	KAC-OH	40.60	12.0
8 Smith, Jackie M	11	CAC-OH	40.62	11.0
9 Hartman, Elizabeth	12	CAC-OH	41.18	9.0
10 Sinkula, Jessie D	12	CAC-OH	42.09	7.0
11 Mehas, Alexandra	12	CAC-OH	42.27	6.0
12 Reisenfeld, Laina I	12	MAKO-OH	42.28	5.0
13 Coleman, Katie E	12	SFF-OH	43.45	4.0
14 Wang, Ellen	11	SFF-OH	43.46	3.0
15 Borger, Valerie A	11	CAC-OH	44.06	2.0
16 Heinbach, Elizabeth	12	CAC-OH	44.19	1.0
17 Wheeler, Dani R	11	CAC-OH	44.68	
18 Plummer, Kristin M	12	CAC-OH	44.71	
19 Vanatsky, Carley A	11	MAKO-OH	45.35	
20 Kappers, Sarah R	11	SFF-OH	46.54	
21 Vester, Hannah R	11	CAC-OH	46.68	
22 Combs, Emily J	11	RAYS-OH	48.32	
23 Lucas, Allyson L	12	SFF-OH	51.53	
24 Hanzel, Lauren M	12	SFF-OH	51.78	
25 Fritz, Maggie D	11	CAC-OH	52.23	
26 Zhao, Emma J	11	RAYS-OH	52.69	
27 Schneiderman, Taj	11	RAYS-OH	54.59	
28 Gustafson, Abbey	11	RAYS-OH	55.18	
29 McInturf, Abby E	11	CAC-OH	55.52	
30 Beaupre, Emily M	12	CAC-OH	55.78	
31 Warwick, Katie G	11	CAC-OH	57.45	
32 Beck, Kristen N	11	CAC-OH	1:06.51	

**Girls 11-12 50 Yard Fly**

**Records: 28.84\* 2004 Alex E Norris**  
**30.99 STAT**

Name	Age	Team	Finals	Time
1 Slattery, Maddie M	12	CAC-OH	32.22	20.0
2 Smith, Jackie M	11	CAC-OH	32.39	17.0
3 Lennon, Caitlin M	12	CAC-OH	32.89	16.0
4 McClure, Laurin L	12	CAC-OH	33.27	15.0
5 Reisenfeld, Laina I	12	MAKO-OH	34.77	14.0
6 Sorber, Devonne F	11	MAKO-OH	35.04	13.0
7 Pearce, Stephanie I	12	CAC-OH	35.11	12.0
8 Polet, Jayme C	12	KAC-OH	35.19	11.0
9 Sinkula, Jessie D	12	CAC-OH	35.46	9.0
10 O'Connor, Shannoi	12	KAC-OH	36.35	7.0

## Pentathlon-Sanction #2776--OH - 10/30/2005

## Results

**(Girls 11-12 50 Yard Fly)**

11 Dewey, Anna N	11 CAC-OH	37.41	6.0
12 Watson, Lindsey C	12 CAC-OH	37.77	5.0
13 Vester, Hannah R	11 CAC-OH	37.82	4.0
14 Borger, Valerie A	11 CAC-OH	38.25	3.0
15 Mehas, Alexandra	12 CAC-OH	39.71	2.0
16 Heinbach, Elizabet	12 CAC-OH	40.41	1.0
17 Hartman, Elizabet	12 CAC-OH	40.84	
18 Wang, Ellen	11 SFF-OH	41.19	
19 Hanzel, Lauren M	12 SFF-OH	42.56	
20 Fritz, Maggie D	11 CAC-OH	43.25	
21 Wheeler, Dani R	11 CAC-OH	43.29	
22 Coleman, Katie E	12 SFF-OH	43.98	
23 Kappers, Sarah R	11 SFF-OH	44.75	
24 Combs, Emily J	11 RAYS-OH	47.22	
25 Plummer, Kristin	12 CAC-OH	48.39	
26 Lucas, Allyson L	12 SFF-OH	49.42	
27 McInturf, Abby E	11 CAC-OH	49.91	
28 Warwick, Katie G	11 CAC-OH	54.76	
29 Beck, Kristen N	11 CAC-OH	55.22	
30 Zhao, Emma J	11 RAYS-OH	56.62	
31 Schneiderman, Taj	11 RAYS-OH	57.28	
32 Gustafson, Abbey	11 RAYS-OH	1:01.12	

**Girls 11-12 100 Yard IM**

Records: 1:05.94\* 2004 Alex E Norris

1:09.09 STAT

Name	Age	Team	Finals Time	
1 McClure, Laurin L	12 CAC-OH	1:12.40	20.0	
		34.36	38.04	
2 Lennon, Caitlin M	12 CAC-OH	1:12.93	17.0	
		34.94	37.99	
3 Sorber, Devonne F	11 MAKO-OF	1:13.36	16.0	
		35.26	38.10	
4 Slattery, Maddie M	12 CAC-OH	1:14.52	15.0	
		34.90	39.62	
5 Pearce, Stephanie I	12 CAC-OH	1:15.24	14.0	
		38.03	37.21	
6 Smith, Jackie M	11 CAC-OH	1:16.30	13.0	
		37.33	38.97	
7 Polet, Jayme C	12 KAC-OH	1:18.30	12.0	
		37.30	41.00	
8 Reisenfeld, Laina I	12 MAKO-OF	1:19.52	11.0	
		37.32	42.20	
9 Borger, Valerie A	11 CAC-OH	1:20.81	9.0	
		37.65	43.16	
10 Heinbach, Elizabet	12 CAC-OH	1:20.89	7.0	
		38.30	42.59	
11 Hartman, Elizabet	12 CAC-OH	1:21.05	6.0	
		40.83	40.22	
12 Watson, Lindsey C	12 CAC-OH	1:23.03	5.0	
		38.87	44.16	
13 Sinkula, Jessie D	12 CAC-OH	1:23.15	4.0	
		38.15	45.00	
14 Vester, Hannah R	11 CAC-OH	1:23.93	3.0	
		40.79	43.14	
15 Mehas, Alexandra	12 CAC-OH	1:25.68	2.0	
		41.59	44.09	

16 Vanatsky, Carley	11 MAKO-OF	1:26.06	1.0	
		41.65	44.41	
17 Coleman, Katie E	12 SFF-OH	1:26.89		
		40.75	46.14	
18 Wang, Ellen	11 SFF-OH	1:27.76		
		42.27	45.49	
19 Wheeler, Dani R	11 CAC-OH	1:30.29		
		40.21	50.08	
20 Kappers, Sarah R	11 SFF-OH	1:30.52		
		42.57	47.95	
21 Fritz, Maggie D	11 CAC-OH	1:33.78		
		43.48	50.30	
22 Hanzel, Lauren M	12 SFF-OH	1:34.37		
		45.52	48.85	
23 Plummer, Kristin	12 CAC-OH	1:34.77		
		44.52	50.25	
24 Combs, Emily J	11 RAYS-OH	1:36.21		
		43.39	52.82	
25 McInturf, Abby E	11 CAC-OH	1:42.43		
		47.06	55.37	
26 Lucas, Allyson L	12 SFF-OH	1:43.19		
		50.83	52.36	
27 Schneiderman, Taj	11 RAYS-OH	1:49.42		
		50.78	58.64	
28 Zhao, Emma J	11 RAYS-OH	1:51.77		
		53.67	58.10	
29 Beck, Kristen N	11 CAC-OH	1:57.64		
		50.66	1:06.98	
30 Gustafson, Abbey	11 RAYS-OH	1:57.91		
		56.12	1:01.79	

**Girls 13&O 100 Yard Free**

Records: 55.22\* 2002 Tiffany M Lipari

57.29 STAT

Name	Age	Team	Finals Time	
1 Norris, Alex E	13 CAC-OH	55.83	STAT	
		27.33	28.50	
2 Lennon, Cara E	15 CAC-OH	56.99	STAT	
		27.57	29.42	
3 Donovan, Cynthia	13 CAC-OH	59.52	16.0	
		28.68	30.84	
4 O'Connor, Kathy A	16 CAC-OH	1:00.44	15.0	
		28.47	31.97	
5 Higgins, Meghan E	16 CAC-OH	1:00.53	14.0	
		29.62	30.91	
6 McClure, Katie E	14 CAC-OH	1:00.89	13.0	
		29.76	31.13	
7 Glindmeyer, Aime	15 MAKO-OF	1:01.15	12.0	
		29.48	31.67	
8 Russo, Mara C	14 CAC-OH	1:01.83	11.0	
		30.13	31.70	
9 Spurling, Lisa M	13 CAC-OH	1:02.64	9.0	
		30.08	32.56	
10 Wilson, Stephanie	13 MAKO-OF	1:02.71	7.0	
		30.39	32.32	
11 Tassone, Megan E	15 CAC-OH	1:03.21	6.0	
		30.34	32.87	
12 Carrigan, Laura L	17 CAC-OH	1:04.50	5.0	
		31.09	33.41	

13 Kuertz, Katherine	15 CAC-OH	1:05.31	4.0	
		31.17	34.14	
14 Snell, Ashleigh M	13 CAC-OH	1:05.70	3.0	
		30.85	34.85	
15 Marsh, Emily L	14 CAC-OH	1:05.99	2.0	
		31.32	34.67	
16 McKell, Laura M	15 CAC-OH	1:06.16	1.0	
		31.49	34.67	
17 Julius, Jordan E	13 CAC-OH	1:06.73		
		32.22	34.51	
18 Skintik, Emma K	14 CRC-OH	1:08.12		
		32.73	35.39	
19 Aber, Trisha K	13 MAKO-OF	1:08.37		
		33.04	35.33	
20 Steinberg, Maddie	13 CAC-OH	1:12.76		
		34.43	38.33	
21 Aoki, AI	14 SFF-OH	1:16.42		
		36.17	40.25	
--- Wheeler, Sammie	13 CAC-OH	DQ		
		30.55	31.87	

**Girls 13&O 100 Yard Back**

Records: 1:03.87\* 2000 Megan J Nunn

1:05.99 STAT

Name	Age	Team	Finals Time	
1 Norris, Alex E	13 CAC-OH	1:03.77*	STAT	
		31.55	32.22	
2 Lennon, Cara E	15 CAC-OH	1:04.63	STAT	
		31.32	33.31	
3 O'Connor, Kathy A	16 CAC-OH	1:06.91	16.0	
		32.76	34.15	
4 Donovan, Cynthia	13 CAC-OH	1:09.02	15.0	
		33.45	35.57	
5 Spurling, Lisa M	13 CAC-OH	1:09.03	14.0	
		33.87	35.16	
6 McClure, Katie E	14 CAC-OH	1:10.64	13.0	
		34.64	36.00	
7 Tassone, Megan E	15 CAC-OH	1:10.80	12.0	
		34.78	36.02	
8 McKell, Laura M	15 CAC-OH	1:11.21	11.0	
		34.87	36.34	
9 Wilson, Stephanie	13 MAKO-OF	1:12.31	9.0	
		35.57	36.74	
10 Higgins, Meghan E	16 CAC-OH	1:12.42	7.0	
		35.35	37.07	
11 Carrigan, Laura L	17 CAC-OH	1:13.03	6.0	
		35.75	37.28	
12 Wheeler, Sammie	13 CAC-OH	1:14.51	5.0	
		36.40	38.11	
13 Russo, Mara C	14 CAC-OH	1:14.90	4.0	
		36.52	38.38	
14 Marsh, Emily L	14 CAC-OH	1:16.51	3.0	
		37.48	39.03	
15 Glindmeyer, Aime	15 MAKO-OF	1:16.86	2.0	
		37.11	39.75	
16 Julius, Jordan E	13 CAC-OH	1:18.86	1.0	
		39.05	39.81	
17 Skintik, Emma K	14 CRC-OH	1:19.27		

## Pentathlon-Sanction #2776--OH - 10/30/2005

## Results

**(Girls 13&O 100 Yard Back)**

18	Kuertz, Katherine	15 CAC-OH	1:19.74	
			38.26	41.48
19	Steinberg, Maddie	13 CAC-OH	1:22.65	
			40.19	42.46
20	Aber, Trisha K	13 MAKO-OF	1:23.23	
21	Aoki, AI	14 SFF-OH	1:28.56	

**Girls 13&O 100 Yard Breast**

Records: 1:09.53\* 2001 Tiffany Lipari

1:14.39 STAT

Name	Age	Team	Finals Time	STAT
1 Norris, Alex E	13	CAC-OH	1:11.22	STAT
			34.12	37.10
2 Tassone, Megan E	15	CAC-OH	1:12.61	STAT
			35.03	37.58
3 Russo, Mara C	14	CAC-OH	1:17.46	16.0
			37.03	40.43
4 O'Connor, Kathy A	16	CAC-OH	1:18.92	15.0
			38.17	40.75
5 Kuertz, Katherine	15	CAC-OH	1:18.99	14.0
			37.58	41.41
6 Spurling, Lisa M	13	CAC-OH	1:21.68	13.0
			39.58	42.10
7 Donovan, Cynthia	13	CAC-OH	1:23.10	12.0
			38.99	44.11
8 Carrigan, Laura L	17	CAC-OH	1:23.71	11.0
			40.08	43.63
9 McClure, Katie E	14	CAC-OH	1:24.89	9.0
			40.81	44.08
10 Wheeler, Sammie	13	CAC-OH	1:24.96	7.0
			41.61	43.35
11 Wilson, Stephanie	13	MAKO-OF	1:28.34	6.0
			41.68	46.66
12 Higgins, Meghan E	16	CAC-OH	1:29.00	5.0
			42.33	46.67
13 McKell, Laura M	15	CAC-OH	1:33.07	4.0
			44.71	48.36
14 Aber, Trisha K	13	MAKO-OF	1:35.13	3.0
			45.27	49.86
15 Steinberg, Maddie	13	CAC-OH	1:36.27	2.0
			44.86	51.41
16 Julius, Jordan E	13	CAC-OH	1:36.36	1.0
			47.24	49.12
17 Aoki, AI	14	SFF-OH	1:36.54	
			44.66	51.88
18 Snell, Ashleigh M	13	CAC-OH	1:37.41	
			45.23	52.18

**Girls 13&O 100 Yard Fly**

Records: 1:01.65\* 2002 Jenny L Miller

1:04.09 STAT

Name	Age	Team	Finals Time	STAT
1 Norris, Alex E	13	CAC-OH	1:01.85	STAT
			29.40	32.45
2 Lennon, Cara E	15	CAC-OH	1:06.12	17.0
			30.98	35.14

3 Tassone, Megan E	15	CAC-OH	1:08.33	16.0
			32.48	35.85
4 McClure, Katie E	14	CAC-OH	1:10.80	15.0
			33.45	37.35
5 Glindmeyer, Aime	15	MAKO-OF	1:10.84	14.0
			32.23	38.61
6 Carrigan, Laura L	17	CAC-OH	1:10.94	13.0
			33.75	37.19
7 Higgins, Meghan E	16	CAC-OH	1:11.00	12.0
			33.81	37.19
8 Donovan, Cynthia	13	CAC-OH	1:11.06	11.0
			32.81	38.25
9 Spurling, Lisa M	13	CAC-OH	1:12.07	9.0
			34.73	37.34
10 Russo, Mara C	14	CAC-OH	1:14.21	7.0
			34.73	39.48
11 Wheeler, Sammie	13	CAC-OH	1:16.87	6.0
			36.32	40.55
12 Wilson, Stephanie	13	MAKO-OF	1:16.98	5.0
			36.09	40.89
13 McKell, Laura M	15	CAC-OH	1:19.16	4.0
			36.77	42.39
14 Kuertz, Katherine	15	CAC-OH	1:20.21	3.0
			36.79	43.42
15 Julius, Jordan E	13	CAC-OH	1:25.34	2.0
			38.19	47.15
16 Steinberg, Maddie	13	CAC-OH	1:26.42	1.0
			38.44	47.98
17 Aber, Trisha K	13	MAKO-OF	1:29.11	
			38.58	50.53
--- O'Connor, Kathy A	16	CAC-OH		DQ
			33.44	38.15

**Girls 13&O 200 Yard IM**

Records: 2:17.60\* 2000 Samatha Wright

2:22.09 STAT

Name	Age	Team	Finals Time	STAT
1 Norris, Alex E	13	CAC-OH	2:15.68*	STAT
			29.55	35.47
			39.46	31.20
2 Higgins, Meghan E	16	CAC-OH	2:29.09	17.0
			32.41	38.49
			46.64	31.55
3 Spurling, Lisa M	13	CAC-OH	2:29.19	16.0
			34.09	38.48
			43.59	33.03
4 O'Connor, Kathy A	16	CAC-OH	2:29.28	15.0
			33.95	36.77
			45.25	33.31
5 Tassone, Megan E	15	CAC-OH	2:29.44	14.0
			33.24	39.16
			41.98	35.06
6 Russo, Mara C	14	CAC-OH	2:30.99	13.0
			34.31	40.94
			41.13	34.61
7 Donovan, Cynthia	13	CAC-OH	2:31.43	12.0
			32.61	38.73
			46.30	33.79
8 Carrigan, Laura L	17	CAC-OH	2:31.61	11.0
			33.58	39.40
			43.93	34.70
9 Wheeler, Sammie	13	CAC-OH	2:32.45	9.0
			35.55	39.06
			42.21	35.63
10 McClure, Katie E	14	CAC-OH	2:33.83	7.0
			33.21	39.88
			46.17	34.57
11 Wilson, Stephanie	13	MAKO-OF	2:39.55	6.0
			36.19	40.21
			47.62	35.53

12 Glindmeyer, Aime	15	MAKO-OF	2:42.14	5.0
			32.91	44.03
			48.85	36.35
13 Kuertz, Katherine	15	CAC-OH	2:44.34	4.0
			36.52	43.55
			45.93	38.34
14 McKell, Laura M	15	CAC-OH	2:47.86	3.0
			35.49	39.60
			52.06	40.71
15 Julius, Jordan E	13	CAC-OH	2:53.14	2.0
			40.50	44.46
			50.45	37.73
16 Aber, Trisha K	13	MAKO-OF	2:57.87	1.0
			38.47	48.54
			52.08	38.78
17 Aoki, AI	14	SFF-OH	3:00.79	
			37.03	44.12
			56.19	43.45
18 Steinberg, Maddie	13	CAC-OH	3:01.12	
			38.72	45.96
			52.96	43.48

**Boys 8&U 25 Yard Free**

Records: 14.91\* 2000 Bryan Bedacht

Name	Age	Team	Finals Time	STAT
1 Heldman, John S	8	SFF-OH	15.19	20.0
2 Whitaker, Conner	8	RAYS-OH	15.81	17.0
3 Vester, Sam R	8	CAC-OH	16.09	16.0
4 West, Gabe A	8	RAYS-OH	16.65	15.0
5 Zarate, Sergio	8	RAYS-OH	17.87	14.0
6 Dowling, Jack R	8	CAC-OH	18.70	13.0
7 Getty, Zach A	8	CAC-OH	19.31	12.0
8 Meranus, Kyle R	8	CAC-OH	19.51	11.0
9 Pancioli, AJ J	8	RAYS-OH	19.79	9.0
10 Mantkowski, Jack	8	CAC-OH	19.86	7.0
11 Goldstein, Isaac L	8	SFF-OH	20.16	6.0
12 Lutmer, Alex N	8	SFF-OH	20.64	5.0
13 Zhao, Nick S	8	RAYS-OH	21.48	4.0
14 Leibson, Charles E	6	CAC-OH	21.72	3.0
15 Agami, Sion	6	RAYS-OH	21.76	2.0
16 Julius, Christian C	8	CAC-OH	22.79	1.0
17 Andemicael, Iassu	7	RAYS-OH	23.17	
18 Keenan, Matthew	8	RAYS-OH	23.72	
19 Gores, Simon S	6	CAC-OH	23.81	
20 Marsteller, Noah A	7	RAYS-OH	23.99	
21 Gregory, Paul	7	MAKO-OF	24.91	
22 Schultheis, Charlie	7	SFF-OH	24.99	
23 Pancioli, John Paul	7	RAYS-OH	30.02	

**Boys 8&U 25 Yard Back**

Records: 18.38\* 2000 Bryan Bedacht

Name	Age	Team	Finals Time	STAT
1 Heldman, John S	8	SFF-OH	18.89	20.0
2 Whitaker, Conner	8	RAYS-OH	19.26	17.0
3 Vester, Sam R	8	CAC-OH	20.83	16.0
4 West, Gabe A	8	RAYS-OH	21.08	15.0
5 Zarate, Sergio	8	RAYS-OH	21.64	14.0
6 Dowling, Jack R	8	CAC-OH	22.51	13.0
7 Zhao, Nick S	8	RAYS-OH	23.02	12.0
8 Pancioli, AJ J	8	RAYS-OH	23.77	11.0
9 Getty, Zach A	8	CAC-OH	23.95	9.0
10 Goldstein, Isaac L	8	SFF-OH	24.01	7.0
11 Agami, Sion	6	RAYS-OH	25.16	6.0
12 Leibson, Charles E	6	CAC-OH	25.90	5.0
13 Keenan, Matthew	8	RAYS-OH	27.10	4.0
14 Mantkowski, Jack	8	CAC-OH	27.26	3.0

## Pentathlon-Sanction #2776--OH - 10/30/2005

## Results

**(Boys 8&U 25 Yard Back)**

15	Schultheis, Charlie	7 SFF-OH	27.30	2.0
16	Andemicael, Iassu	7 RAYS-OH	27.56	1.0
17	Lutmer, Alex N	8 SFF-OH	27.63	
18	Meranus, Kyle R	8 CAC-OH	28.35	
19	Gores, Simon S	6 CAC-OH	29.92	
20	Julius, Christian C	8 CAC-OH	30.00	
21	Gregory, Paul	7 MAKO-OH	30.42	
22	Pancioli, John Paul	7 RAYS-OH	30.54	
23	Marsteller, Noah A	7 RAYS-OH	35.07	

**Boys 8&U 25 Yard Breast**

Records: 21.00\* 2000 Bryan Bedacht

Name	Age	Team	Finals Time	
1	Vester, Sam R	8 CAC-OH	22.94	20.0
2	Whitaker, Conner C	8 RAYS-OH	24.03	17.0
3	West, Gabe A	8 RAYS-OH	25.09	15.5
3	Heldman, John S	8 SFF-OH	25.09	15.5
5	Leibson, Charles E	6 CAC-OH	25.91	14.0
6	Keenan, Matthew C	8 RAYS-OH	25.96	13.0
7	Lutmer, Alex N	8 SFF-OH	26.20	12.0
8	Getty, Zach A	8 CAC-OH	26.56	11.0
9	Zarate, Sergio	8 RAYS-OH	27.12	9.0
10	Mantkowski, Jack	8 CAC-OH	27.17	7.0
11	Zhao, Nick S	8 RAYS-OH	28.19	6.0
12	Dowling, Jack R	8 CAC-OH	28.56	5.0
13	Pancioli, AJ J	8 RAYS-OH	28.83	4.0
14	Marsteller, Noah A	7 RAYS-OH	29.07	3.0
15	Goldstein, Isaac L	8 SFF-OH	30.06	2.0
16	Gores, Simon S	6 CAC-OH	30.73	1.0
17	Agami, Sion	6 RAYS-OH	32.29	
18	Julius, Christian C	8 CAC-OH	35.87	
19	Schultheis, Charlie	7 SFF-OH	36.26	
20	Meranus, Kyle R	8 CAC-OH	36.65	
21	Pancioli, John Paul	7 RAYS-OH	39.35	
22	Gregory, Paul	7 MAKO-OH	39.49	
23	Andemicael, Iassu	7 RAYS-OH	40.27	

**Boys 8&U 25 Yard Fly**

Records: 15.46\* 2000 Bryan Bedacht

Name	Age	Team	Finals Time	
1	Heldman, John S	8 SFF-OH	17.67	20.0
2	Whitaker, Conner C	8 RAYS-OH	18.31	17.0
3	Vester, Sam R	8 CAC-OH	20.71	16.0
4	Mantkowski, Jack	8 CAC-OH	23.56	15.0
5	Dowling, Jack R	8 CAC-OH	23.88	14.0
6	Getty, Zach A	8 CAC-OH	24.02	13.0
7	Lutmer, Alex N	8 SFF-OH	24.32	12.0
8	Zarate, Sergio	8 RAYS-OH	24.33	11.0
9	West, Gabe A	8 RAYS-OH	26.01	9.0
10	Pancioli, AJ J	8 RAYS-OH	26.25	7.0
11	Goldstein, Isaac L	8 SFF-OH	26.54	6.0
12	Zhao, Nick S	8 RAYS-OH	27.79	5.0
13	Agami, Sion	6 RAYS-OH	29.49	4.0
14	Leibson, Charles E	6 CAC-OH	29.64	3.0
15	Marsteller, Noah A	7 RAYS-OH	31.31	2.0
16	Meranus, Kyle R	8 CAC-OH	32.36	1.0
17	Andemicael, Iassu	7 RAYS-OH	32.41	

18 Keenan, Matthew C 8 RAYS-OH 33.62

19 Gregory, Paul 7 MAKO-OH 35.09

20 Julius, Christian C 8 CAC-OH 38.60

**Boys 8&U 100 Yard IM**

Records: 1:23.36\* 2000 Bryan Bedacht

1:21.79 STAT

Name	Age	Team	Finals Time	
1	Whitaker, Conner C	8 RAYS-OH	1:33.42	20.0
	45.00		48.42	
2	Heldman, John S	8 SFF-OH	1:34.57	17.0
	42.22		52.35	
3	West, Gabe A	8 RAYS-OH	1:41.43	16.0
	50.81		50.62	
4	Vester, Sam R	8 CAC-OH	1:42.05	15.0
	48.81		53.24	
5	Zarate, Sergio	8 RAYS-OH	1:49.65	14.0
	50.33		59.32	
6	Dowling, Jack R	8 CAC-OH	1:50.39	13.0
	50.61		59.78	
7	Getty, Zach A	8 CAC-OH	1:52.69	12.0
	54.32		58.37	
8	Lutmer, Alex N	8 SFF-OH	1:53.21	11.0
	55.22		57.99	
9	Mantkowski, Jack	8 CAC-OH	1:54.60	9.0
	54.51		1:00.09	
10	Leibson, Charles E	6 CAC-OH	2:03.33	7.0
	59.20		1:04.13	
11	Zhao, Nick S	8 RAYS-OH	2:04.02	6.0
	1:05.51		58.51	
12	Pancioli, AJ J	8 RAYS-OH	2:06.41	5.0
	56.65		1:09.76	
13	Goldstein, Isaac L	8 SFF-OH	2:06.43	4.0
14	Keenan, Matthew C	8 RAYS-OH	2:11.16	3.0
	1:07.45		1:03.71	
15	Meranus, Kyle R	8 CAC-OH	2:15.09	2.0
16	Agami, Sion	6 RAYS-OH	2:18.98	1.0
	1:06.50		1:12.48	
17	Marsteller, Noah A	7 RAYS-OH	2:30.06	
	1:12.04		1:18.02	
18	Julius, Christian C	8 CAC-OH	2:41.73	
	1:20.61		1:21.12	
19	Pancioli, John Paul	7 RAYS-OH	2:42.53	
	1:17.58		1:24.95	

**Boys 9-10 50 Yard Free**

Records: 28.97\* 2004 Mack R Rice

32.09 STAT

Name	Age	Team	Finals Time	
1	Richmond, Scott G	10 MAKO-OH	31.53	STAT
2	Fisher, Zach A	10 CAC-OH	32.01	STAT
3	Crawford, Grant J	10 CAC-OH	32.07	STAT
4	O'Connor, Danny T	10 KAC-OH	35.56	15.0
5	Pawlukiewicz, Ber	9 SFF-OH	35.72	14.0
6	Krug, George E	9 CAC-OH	35.79	13.0
7	Young, Cameron A	10 CAC-OH	35.86	12.0
8	Rice, Drew R	9 CAC-OH	36.40	11.0
9	Winning, Nathanie	9 SFF-OH	36.51	9.0
10	Palmore, Braden C	9 SFF-OH	37.00	7.0

11	Seger, Jonathan T	10 SFF-OH	37.01	6.0
12	Stocker, Thomas C	10 KAC-OH	37.06	5.0
13	Gores, Hugh B	9 CAC-OH	37.35	4.0
14	Heltman, Kurt J	9 SFF-OH	37.69	3.0
15	Krug, Jack W	9 CAC-OH	37.71	2.0
16	Hammer, Ben R	9 SFF-OH	38.16	1.0
17	Cabello, Alexandr	10 CAC-OH	38.38	
18	Bell, Chris C	10 RAYS-OH	39.04	
19	Stocker, Matthew C	10 KAC-OH	39.22	
20	Kline, Colt A	9 RAYS-OH	40.15	
21	Zink, Adam P	9 CAC-OH	40.78	
22	Poff, Charlie B	10 SFF-OH	41.43	
23	Jarc, Kyle M	9 SFF-OH	42.58	
24	Meek, Cameron A	10 SFF-OH	42.91	
25	Andemicael, Natar	9 RAYS-OH	43.47	
26	Braun, Charlie C	10 CAC-OH	44.64	
27	McLaughlin, Scott	9 SFF-OH	44.79	
28	Julius, Grant G	9 CAC-OH	44.98	
29	Dowling, Will J	9 CAC-OH	46.29	
30	Manguiat, Drew W	10 RAYS-OH	46.80	
31	Tengen, Andrew S	9 CAC-OH	47.53	
32	Skoufalos, Panos	9 RAYS-OH	48.43	
33	Kunkemoeller, Mi	9 CAC-OH	48.79	

**Boys 9-10 50 Yard Back**

Records: 32.94\* 2004 Mack R Rice

37.79 STAT

Name	Age	Team	Finals Time	
1	Fisher, Zach A	10 CAC-OH	38.57	20.0
2	Richmond, Scott G	10 MAKO-OH	38.84	17.0
3	Seger, Jonathan T	10 SFF-OH	40.71	16.0
4	Pawlukiewicz, Ber	9 SFF-OH	41.25	15.0
5	Crawford, Grant J	10 CAC-OH	41.68	14.0
6	Rice, Drew R	9 CAC-OH	42.94	13.0
7	Palmore, Braden C	9 SFF-OH	43.91	12.0
8	O'Connor, Danny T	10 KAC-OH	44.05	11.0
9	Hammer, Ben R	9 SFF-OH	44.28	9.0
10	Krug, George E	9 CAC-OH	44.45	7.0
11	Young, Cameron A	10 CAC-OH	44.78	6.0
12	Krug, Jack W	9 CAC-OH	45.23	5.0
13	Bell, Chris C	10 RAYS-OH	45.45	4.0
14	Cabello, Alexandr	10 CAC-OH	45.76	3.0
15	Gores, Hugh B	9 CAC-OH	45.99	2.0
16	Winning, Nathanie	9 SFF-OH	47.21	1.0
17	Heltman, Kurt J	9 SFF-OH	48.98	
18	Kline, Colt A	9 RAYS-OH	49.62	
19	Meek, Cameron A	10 SFF-OH	50.31	
20	Andemicael, Natar	9 RAYS-OH	50.83	
21	Dowling, Will J	9 CAC-OH	52.27	
22	Zink, Adam P	9 CAC-OH	52.33	
23	Stocker, Thomas C	10 KAC-OH	52.74	
24	McLaughlin, Scott	9 SFF-OH	53.08	
25	Stocker, Matthew C	10 KAC-OH	54.70	
26	Manguiat, Drew W	10 RAYS-OH	55.61	
27	Kunkemoeller, Mi	9 CAC-OH	56.30	
28	Braun, Charlie C	10 CAC-OH	56.54	
29	Julius, Grant G	9 CAC-OH	56.63	
30	Jarc, Kyle M	9 SFF-OH	1:00.69	
31	Tengen, Andrew S	9 CAC-OH	1:00.96	

## Pentathlon-Sanction #2776--OH - 10/30/2005

## Results

**(Boys 9-10 50 Yard Back)**

---	Poff, Charlie B	10 SFF-OH	DQ
---	Skoufalos, Panos	9 RAYS-OH	DQ

**Boys 9-10 50 Yard Breast**

**Records: 37.94\* 2004 Mack R Rice**  
**43.39 STAT**

Name	Age	Team	Finals Time	STAT
1	Richmond, Scott C	10 MAKO-OF	42.03	STAT
2	Crawford, Grant J	10 CAC-OH	47.27	17.0
3	Pawlukiewicz, Ber	9 SFF-OH	47.28	16.0
4	Palmore, Braden C	9 SFF-OH	47.49	15.0
5	Fisher, Zach A	10 CAC-OH	47.70	14.0
6	Krug, George E	9 CAC-OH	48.18	13.0
7	Rice, Drew R	9 CAC-OH	48.29	12.0
8	Gores, Hugh B	9 CAC-OH	50.13	11.0
9	O'Connor, Danny T	10 KAC-OH	50.72	9.0
10	Seger, Jonathan T	10 SFF-OH	51.13	6.5
10	Winning, Nathanie	9 SFF-OH	51.13	6.5
12	Stocker, Matthew C	10 KAC-OH	51.23	5.0
13	Hammer, Ben R	9 SFF-OH	51.60	4.0
14	Young, Cameron A	10 CAC-OH	52.44	3.0
15	Andemicael, Natar	9 RAYS-OH	52.65	2.0
16	Kline, Colt A	9 RAYS-OH	53.16	1.0
17	Heltman, Kurt J	9 SFF-OH	53.85	
18	Poff, Charlie B	10 SFF-OH	53.98	
19	Bell, Chris C	10 RAYS-OH	56.04	
20	Krug, Jack W	9 CAC-OH	58.65	
21	Braun, Charlie C	10 CAC-OH	1:01.17	
22	Manguiat, Drew W	10 RAYS-OH	1:04.10	
23	Jarc, Kyle M	9 SFF-OH	1:04.50	
24	Cabello, Alexandr	10 CAC-OH	1:04.85	
25	Tengen, Andrew S	9 CAC-OH	1:08.25	
26	Kunkemoeller, Mi	9 CAC-OH	1:17.01	
---	Dowling, Will J	9 CAC-OH	DQ	
---	Zink, Adam P	9 CAC-OH	DQ	
---	Julius, Grant G	9 CAC-OH	DQ	
---	Skoufalos, Panos	9 RAYS-OH	DQ	

**Boys 9-10 50 Yard Fly**

**Records: 30.97\* 2004 Mack R Rice**  
**37.09 STAT**

Name	Age	Team	Finals Time	STAT
1	Richmond, Scott C	10 MAKO-OF	34.13	STAT
2	Fisher, Zach A	10 CAC-OH	37.61	17.0
3	Pawlukiewicz, Ber	9 SFF-OH	41.32	16.0
4	Palmore, Braden C	9 SFF-OH	42.59	15.0
5	Crawford, Grant J	10 CAC-OH	43.62	14.0
6	Winning, Nathanie	9 SFF-OH	43.99	13.0
7	Hammer, Ben R	9 SFF-OH	45.30	12.0
8	Rice, Drew R	9 CAC-OH	46.32	11.0
9	Seger, Jonathan T	10 SFF-OH	46.73	9.0
10	Krug, George E	9 CAC-OH	47.24	7.0
11	Krug, Jack W	9 CAC-OH	47.39	6.0
12	Heltman, Kurt J	9 SFF-OH	48.70	5.0
13	Stocker, Thomas C	10 KAC-OH	49.74	4.0
14	Young, Cameron A	10 CAC-OH	50.99	3.0
15	Kline, Colt A	9 RAYS-OH	51.15	2.0

16	Cabello, Alexandr	10 CAC-OH	52.36	1.0
17	Bell, Chris C	10 RAYS-OH	54.52	
18	Gores, Hugh B	9 CAC-OH	56.22	
19	Andemicael, Natar	9 RAYS-OH	57.88	
20	Braun, Charlie C	10 CAC-OH	58.31	
21	Manguiat, Drew W	10 RAYS-OH	1:03.18	
22	Julius, Grant G	9 CAC-OH	1:04.69	
23	Stocker, Matthew C	10 KAC-OH	1:04.90	
24	Tengen, Andrew S	9 CAC-OH	1:15.04	
---	Kunkemoeller, Mi	9 CAC-OH	DQ	
---	Zink, Adam P	9 CAC-OH	DQ	
---	Skoufalos, Panos	9 RAYS-OH	DQ	
---	Dowling, Will J	9 CAC-OH	DQ	

**Boys 9-10 100 Yard IM**

**Records: 1:11.95\* 2004 Mack R Rice**  
**1:21.79 STAT**

Name	Age	Team	Finals Time	STAT
1	Richmond, Scott G	10 MAKO-OF	1:22.33	20.0
	39.64		42.69	
2	Fisher, Zach A	10 CAC-OH	1:26.69	17.0
	39.20		47.49	
3	Crawford, Grant J	10 CAC-OH	1:29.20	16.0
	42.80		46.40	
4	Pawlukiewicz, Ber	9 SFF-OH	1:29.82	15.0
	41.36		48.46	
5	Seger, Jonathan T	10 SFF-OH	1:31.33	14.0
	41.11		50.22	
6	Winning, Nathanie	9 SFF-OH	1:34.40	13.0
	44.70		49.70	
7	O'Connor, Danny T	10 KAC-OH	1:35.15	12.0
	44.56		50.59	
8	Hammer, Ben R	9 SFF-OH	1:36.92	11.0
	47.18		49.74	
9	Palmore, Braden C	9 SFF-OH	1:37.65	9.0
	46.94		50.71	
10	Heltman, Kurt J	9 SFF-OH	1:37.72	7.0
	47.25		50.47	
11	Young, Cameron A	10 CAC-OH	1:39.71	6.0
	49.93		49.78	
12	Krug, George E	9 CAC-OH	1:42.88	5.0
	47.23		55.65	
13	Kline, Colt A	9 RAYS-OH	1:43.89	4.0
	48.63		55.26	
14	Bell, Chris C	10 RAYS-OH	1:44.23	3.0
	45.99		58.24	
15	Krug, Jack W	9 CAC-OH	1:47.01	2.0
	48.61		58.40	
16	Cabello, Alexandr	10 CAC-OH	1:48.38	1.0
17	Zink, Adam P	9 CAC-OH	1:49.89	
	52.82		57.07	
18	Dowling, Will J	9 CAC-OH	1:59.31	
	56.24		1:03.07	
19	Braun, Charlie C	10 CAC-OH	2:00.79	
	58.32		1:02.47	
20	Manguiat, Drew W	10 RAYS-OH	2:09.63	
	1:01.87		1:07.76	
21	Skoufalos, Panos	9 RAYS-OH	2:16.10	

22	Kunkemoeller, Mi	9 CAC-OH	2:18.59	
	1:03.14		1:15.45	
23	Tengen, Andrew S	9 CAC-OH	2:26.33	
	1:11.99		1:14.34	
---	Andemicael, Natar	9 RAYS-OH	DQ	
	55.01		1:00.29	
---	McLaughlin, Scott	9 SFF-OH	DQ	
	55.04		57.38	
---	Julius, Grant G	9 CAC-OH	DQ	
	1:00.96		1:09.58	
---	Gores, Hugh B	9 CAC-OH	DQ	
	52.41		55.72	
---	Rice, Drew R	9 CAC-OH	DQ	
	45.09		49.96	

**Boys 11-12 50 Yard Free**

**Records: 26.70\* 2004 Bryan S Bedacht**  
**28.29 STAT**

Name	Age	Team	Finals Time	STAT
1	Rice, Mack R	11 CAC-OH	27.66	STAT
2	Gores, Jasper L	12 CAC-OH	27.82	STAT
3	Bader, Evan A	11 MAKO-OF	29.32	16.0
4	Dennis, Gray P	11 CAC-OH	30.16	15.0
5	Mantkowski, Max	11 CAC-OH	30.28	14.0
6	Brackenbury, Will	12 CAC-OH	30.46	13.0
7	Adams, Nathaniel	12 CAC-OH	30.53	12.0
8	Schroeder, Max T	11 CAC-OH	32.13	11.0
9	Norris, Thomas E	11 CAC-OH	33.17	9.0
10	Warwick, Charlie I	11 CAC-OH	33.88	7.0
11	Rehl, Patrick J	12 KAC-OH	34.20	6.0
12	O'Connor, Brian P	12 CAC-OH	35.98	5.0
13	Thomas, Jerry J	11 SFF-OH	36.44	4.0
14	Tyndall, Jack C	11 CAC-OH	36.82	3.0
15	Lindle, Stuart E	11 SFF-OH	38.91	2.0
16	Smith, Ken T	12 KAC-OH	39.37	1.0
17	Honigberg, Brad A	11 SFF-OH	39.52	
18	Farmer, Zach J	11 KAC-OH	42.11	
19	Krott, Matthew J	11 CAC-OH	44.11	
20	Gerhardt, Charlie I	11 KAC-OH	45.64	

**Boys 11-12 50 Yard Back**

**Records: 32.20\* 2003 Paul B Rutemiller**  
**33.29 STAT**

Name	Age	Team	Finals Time	STAT
1	Rice, Mack R	11 CAC-OH	31.91*	STAT
2	Mantkowski, Max	11 CAC-OH	33.46	17.0
3	Gores, Jasper L	12 CAC-OH	34.08	16.0
4	Dennis, Gray P	11 CAC-OH	34.40	15.0
5	Bader, Evan A	11 MAKO-OF	35.39	14.0
6	Schroeder, Max T	11 CAC-OH	36.06	13.0
7	Adams, Nathaniel	12 CAC-OH	38.04	12.0
8	Brackenbury, Will	12 CAC-OH	38.69	11.0
9	Norris, Thomas E	11 CAC-OH	39.54	9.0
10	O'Connor, Brian P	12 CAC-OH	40.23	7.0
11	Tyndall, Jack C	11 CAC-OH	40.67	6.0
12	Warwick, Charlie I	11 CAC-OH	40.87	5.0
13	Rehl, Patrick J	12 KAC-OH	43.27	4.0
14	Thomas, Jerry J	11 SFF-OH	45.93	3.0
15	Lindle, Stuart E	11 SFF-OH	47.09	2.0

## Pentathlon-Sanction #2776--OH - 10/30/2005

## Results

**(Boys 11-12 50 Yard Back)**

16	Honigberg, Brad A	11 SFF-OH	48.20	1.0
17	Krott, Matthew J	11 CAC-OH	52.38	
18	Gerhardt, Charlie I	11 KAC-OH	58.28	
19	Itrich, Tyler	12 SFF-OH	1:02.41	
20	Tso, Will	12 SFF-OH	1:02.52	
---	Farmer, Zach J	11 KAC-OH	DQ	
---	Smith, Ken T	12 KAC-OH	DQ	

**Boys 11-12 50 Yard Breast**

Records: 34.77\* 2004 Bryan S Bedacht  
37.29 STAT

Name	Age	Team	Finals Time	
1	Rice, Mack R	11 CAC-OH	37.30	20.0
2	Bader, Evan A	11 MAKO-OF	37.95	17.0
3	Brackenbury, Will	12 CAC-OH	38.83	16.0
4	Dennis, Gray P	11 CAC-OH	39.17	15.0
5	Gores, Jasper L	12 CAC-OH	40.23	14.0
6	Schroeder, Max T	11 CAC-OH	42.82	13.0
7	Adams, Nathaniel	12 CAC-OH	43.13	12.0
8	Mantkowski, Max	11 CAC-OH	43.58	11.0
9	Tyndall, Jack C	11 CAC-OH	47.85	9.0
10	O'Connor, Brian P	12 CAC-OH	48.00	7.0
11	Norris, Thomas E	11 CAC-OH	48.18	6.0
12	Thomas, Jerry J	11 SFF-OH	51.04	5.0
13	Krott, Matthew J	11 CAC-OH	55.96	4.0
14	Gerhardt, Charlie I	11 KAC-OH	57.74	3.0
---	Honigberg, Brad A	11 SFF-OH	DQ	

**Boys 11-12 50 Yard Fly**

Records: 29.77\* 2004 Bryan S Bedacht  
31.39 STAT

Name	Age	Team	Finals Time	
1	Rice, Mack R	11 CAC-OH	29.97	STAT
2	Gores, Jasper L	12 CAC-OH	32.43	17.0
3	Dennis, Gray P	11 CAC-OH	32.84	16.0
4	Brackenbury, Will	12 CAC-OH	34.93	15.0
5	Bader, Evan A	11 MAKO-OF	35.15	14.0
6	Mantkowski, Max	11 CAC-OH	35.21	13.0
7	Norris, Thomas E	11 CAC-OH	37.59	12.0
8	Adams, Nathaniel	12 CAC-OH	39.62	11.0
9	Schroeder, Max T	11 CAC-OH	40.18	9.0
10	O'Connor, Brian P	12 CAC-OH	43.03	7.0
11	Tyndall, Jack C	11 CAC-OH	44.54	6.0
12	Thomas, Jerry J	11 SFF-OH	45.07	5.0
13	Krott, Matthew J	11 CAC-OH	59.71	4.0

**Boys 11-12 100 Yard IM**

Records: 1:08.22\* 2004 Bryan S Bedacht  
1:11.09 STAT

Name	Age	Team	Finals Time	
1	Rice, Mack R	11 CAC-OH	1:07.84*	STAT
			31.44	36.40
2	Gores, Jasper L	12 CAC-OH	1:10.94	STAT
			33.94	37.00
3	Dennis, Gray P	11 CAC-OH	1:12.57	16.0
			34.61	37.96

4	Mantkowski, Max	11 CAC-OH	1:15.32	15.0
			34.90	40.42
5	Bader, Evan A	11 MAKO-OF	1:15.52	14.0
			35.98	39.54
6	Brackenbury, Will	12 CAC-OH	1:16.99	13.0
			39.02	37.97
7	Schroeder, Max T	11 CAC-OH	1:21.03	12.0
			39.59	41.44
8	Adams, Nathaniel	12 CAC-OH	1:22.03	11.0
			38.45	43.58
9	Norris, Thomas E	11 CAC-OH	1:23.45	9.0
			38.29	45.16
10	O'Connor, Brian P	12 CAC-OH	1:31.74	7.0
			43.42	48.32
11	Tyndall, Jack C	11 CAC-OH	1:32.40	6.0
			43.40	49.00
12	Rehl, Patrick J	12 KAC-OH	1:33.42	5.0
			45.22	48.20
13	Thomas, Jerry J	11 SFF-OH	1:34.13	4.0
			44.90	49.23
14	Lindle, Stuart E	11 SFF-OH	1:48.55	3.0
			46.64	1:01.91
---	Krott, Matthew J	11 CAC-OH	DQ	
			57.21	1:02.10
---	Smith, Ken T	12 KAC-OH	DQ	
			55.43	55.88

**Boys 13&O 100 Yard Free**

Records: 50.43\* 2001 Zach Orjuela  
55.59 STAT

Name	Age	Team	Finals Time	
1	Jackson, Rob A	18 CAC-OH	50.39*	STAT
			24.33	26.06
2	Butler, Nathan M	16 CAC-OH	51.96	STAT
			24.79	27.17
3	Roberts, Aaron M	17 CAC-OH	53.21	STAT
			25.75	27.46
4	Spurling, Andrew	15 CAC-OH	54.28	STAT
			26.18	28.10
5	Bedacht, Bryan S	13 CAC-OH	54.60	STAT
			26.43	28.17
6	Louis, Kevin T	14 CAC-OH	55.35	STAT
			27.05	28.30
7	Kemper, Tomm L	15 CAC-OH	55.69	12.0
			27.33	28.36
8	Jaroszewicz, Matt	15 CAC-OH	55.80	11.0
			26.73	29.07
9	Barone, Adam J	14 CAC-OH	56.38	9.0
			27.22	29.16
10	Carrigan, Michael	13 CAC-OH	56.43	7.0
			27.17	29.26
11	Phelps, Devin S	14 MAKO-OF	57.13	6.0
			27.36	29.77
12	Lipari, Sam J	14 CAC-OH	57.71	5.0
			27.50	30.21
13	Trimpe, Trevor E	15 MAKO-OF	57.74	4.0
			27.16	30.58
14	Rheude, Jake T	14 KAC-OH	1:00.52	3.0
			28.51	32.01

15	Smith, Blake E	14 MAKO-OF	1:04.11	2.0
			29.83	34.28
16	Carrigan, Daniel J	13 CAC-OH	1:05.98	1.0
			31.58	34.40
17	London, Will H	13 CAC-OH	1:08.48	
			29.06	39.42
18	Brockman, Corbly	13 KAC-OH	1:09.61	
			32.59	37.02
19	Higgins, Bryan R	13 CAC-OH	1:11.01	
			30.71	40.30
20	Strubbe, JR R	13 CAC-OH	1:13.32	
			34.44	38.88

**Boys 13&O 100 Yard Back**

Records: 54.53\* 2003 Nick B Thoman  
1:03.19 STAT

Name	Age	Team	Finals Time	
1	Spurling, Andrew	15 CAC-OH	58.78	STAT
			29.43	29.35
2	Jackson, Rob A	18 CAC-OH	59.74	STAT
			29.56	30.18
3	Roberts, Aaron M	17 CAC-OH	1:00.52	STAT
			29.94	30.58
4	Jaroszewicz, Matt	15 CAC-OH	1:04.67	15.0
			32.13	32.54
5	Carrigan, Michael	13 CAC-OH	1:04.80	14.0
			32.23	32.57
6	Louis, Kevin T	14 CAC-OH	1:04.90	13.0
			32.65	32.25
7	Butler, Nathan M	16 CAC-OH	1:05.32	12.0
			31.46	33.86
8	Bedacht, Bryan S	13 CAC-OH	1:06.17	11.0
			32.72	33.45
9	Kemper, Tomm L	15 CAC-OH	1:07.29	9.0
			33.57	33.72
10	Phelps, Devin S	14 MAKO-OF	1:08.82	7.0
			33.96	34.86
11	Lipari, Sam J	14 CAC-OH	1:09.72	6.0
			33.59	36.13
12	Barone, Adam J	14 CAC-OH	1:10.02	5.0
			34.21	35.81
13	Rheude, Jake T	14 KAC-OH	1:11.98	4.0
			34.96	37.02
14	Trimpe, Trevor E	15 MAKO-OF	1:14.67	3.0
			35.56	39.11
15	Carrigan, Daniel J	13 CAC-OH	1:14.89	2.0
			35.50	39.39
16	Smith, Blake E	14 MAKO-OF	1:18.91	1.0
			36.20	42.71
17	London, Will H	13 CAC-OH	1:19.27	
			37.54	41.73
18	Higgins, Bryan R	13 CAC-OH	1:24.22	
			39.28	44.94
---	Strubbe, JR R	13 CAC-OH	DQ	
			40.44	43.66

## Pentathlon-Sanction #2776--OH - 10/30/2005

## Results

## Boys 13&amp;O 100 Yard Breast

Records: 1:06.08\* 2004 Nathan M Butler

1:13.29 STAT

Name	Age	Team	Finals Time	STAT
1 Butler, Nathan M	16	CAC-OH	1:04.93*	STAT
	30.92		34.01	
2 Jackson, Rob A	18	CAC-OH	1:06.50	STAT
	31.52		34.98	
3 Bedacht, Bryan S	13	CAC-OH	1:10.04	STAT
	33.29		36.75	
4 Lipari, Sam J	14	CAC-OH	1:10.13	STAT
	33.26		36.87	
5 Jaroszewicz, Matt	15	CAC-OH	1:11.41	STAT
	33.73		37.68	
6 Trimpe, Trevor E	15	MAKO-OF	1:12.98	STAT
	33.68		39.30	
7 Louis, Kevin T	14	CAC-OH	1:13.98	12.0
	35.67		38.31	
8 Roberts, Aaron M	17	CAC-OH	1:14.66	11.0
	35.49		39.17	
9 Spurling, Andrew	15	CAC-OH	1:15.39	9.0
	35.89		39.50	
10 Kemper, Tom L	15	CAC-OH	1:16.48	7.0
	36.56		39.92	
11 Phelps, Devin S	14	MAKO-OF	1:16.50	6.0
	36.55		39.95	
12 Carrigan, Michael	13	CAC-OH	1:19.66	5.0
	37.71		41.95	
13 Barone, Adam J	14	CAC-OH	1:20.98	4.0
	40.06		40.92	
14 Smith, Blake E	14	MAKO-OF	1:23.59	3.0
	39.85		43.74	
15 Carrigan, Daniel J	13	CAC-OH	1:29.26	2.0
	43.05		46.21	
16 London, Will H	13	CAC-OH	1:29.70	0.5
	42.32		47.38	
16 Brockman, Corbly	13	KAC-OH	1:29.70	0.5
	42.20		47.50	
18 Higgins, Bryan R	13	CAC-OH	1:44.25	
	49.33		54.92	
19 Strubbe, JR R	13	CAC-OH	1:50.63	
	52.95		57.68	

## Boys 13&amp;O 100 Yard Fly

Records: 55.87\* 2004 Rob A Jackson

1:02.99 STAT

Name	Age	Team	Finals Time	STAT
1 Jackson, Rob A	18	CAC-OH	56.55	STAT
	27.67		28.88	
2 Spurling, Andrew	15	CAC-OH	1:00.17	STAT
	29.21		30.96	
3 Bedacht, Bryan S	13	CAC-OH	1:00.97	STAT
	29.09		31.88	
4 Butler, Nathan M	16	CAC-OH	1:02.70	STAT
	28.92		33.78	
5 Louis, Kevin T	14	CAC-OH	1:03.82	14.0
	30.44		33.38	

6 Kemper, Tom L	15	CAC-OH	1:05.13	13.0
	30.95		34.18	
7 Carrigan, Michael	13	CAC-OH	1:05.27	12.0
	30.84		34.43	
8 Roberts, Aaron M	17	CAC-OH	1:08.15	11.0
	32.04		36.11	
9 Lipari, Sam J	14	CAC-OH	1:08.20	9.0
	31.60		36.60	
10 Trimpe, Trevor E	15	MAKO-OF	1:10.99	7.0
	31.10		39.89	
11 Barone, Adam J	14	CAC-OH	1:11.56	6.0
	33.44		38.12	
12 Jaroszewicz, Matt	15	CAC-OH	1:13.73	5.0
	33.51		40.22	
13 Phelps, Devin S	14	MAKO-OF	1:16.84	4.0
	36.06		40.78	
14 London, Will H	13	CAC-OH	1:28.73	3.0
	39.46		49.27	
15 Smith, Blake E	14	MAKO-OF	1:30.51	2.0
	40.12		50.39	
16 Higgins, Bryan R	13	CAC-OH	1:30.54	1.0
	42.03		48.51	
--- Strubbe, JR R	13	CAC-OH		DQ
	38.76		46.09	
--- Carrigan, Daniel J	13	CAC-OH		DQ
	47.34		57.38	

## Boys 13&amp;O 200 Yard IM

Records: 2:10.27\* 2004 Rob A Jackson

2:17.79 STAT

Name	Age	Team	Finals Time	STAT
1 Butler, Nathan M	16	CAC-OH	2:10.66	STAT
	28.35		35.58	36.74
				29.99
2 Jackson, Rob A	18	CAC-OH	2:13.20	STAT
	29.51		34.58	39.35
				29.76
3 Spurling, Andrew	15	CAC-OH	2:14.04	STAT
	29.43		32.42	42.07
				30.12
4 Bedacht, Bryan S	13	CAC-OH	2:14.15	STAT
	29.64		35.61	39.18
				29.72
5 Lipari, Sam J	14	CAC-OH	2:17.83	14.0
	31.12		36.05	39.35
				31.31
6 Jaroszewicz, Matt	15	CAC-OH	2:18.43	13.0
	32.79		34.88	39.15
				31.61
7 Roberts, Aaron M	17	CAC-OH	2:18.84	12.0
	32.07		33.24	42.87
				30.66
8 Louis, Kevin T	14	CAC-OH	2:19.84	11.0
	31.05		35.61	41.18
				32.00
9 Kemper, Tom L	15	CAC-OH	2:20.82	9.0
	31.73		37.18	41.60
				30.31
10 Carrigan, Michael	13	CAC-OH	2:22.50	7.0
	31.37		36.61	42.85
				31.67
11 Phelps, Devin S	14	MAKO-OF	2:27.28	6.0
	35.99		37.65	44.15
				29.49
12 Barone, Adam J	14	CAC-OH	2:27.78	5.0
	33.96		37.99	44.19
				31.64
13 Trimpe, Trevor E	15	MAKO-OF	2:34.90	4.0
	32.35		41.91	43.98
				36.66
14 Rheude, Jake T	14	KAC-OH	2:37.21	3.0
	32.55		40.51	47.34
				36.81

15 Higgins, Bryan R	13	CAC-OH	2:51.84	2.0
	40.49		43.74	52.06
				35.55
16 Carrigan, Daniel J	13	CAC-OH	3:00.56	1.0
	42.83		44.07	53.15
				40.51
17 Strubbe, JR R	13	CAC-OH	3:06.19	
	39.61		48.73	56.07
				41.78
--- London, Will H	13	CAC-OH		DQ
	42.56			
				37.28

## Combined Team Scores - Through Event 40

1. Cincinnati Aquatic Club	3774.5
2. Sycamore Flying Fish	939.5
3. Miami Valley Aquatic Club SC	711
4. Mason Manta Rays	601.5
5. Kingfish Aquatic Club	161.5

## Women - Team Rankings - Through Event 40

1. Cincinnati Aquatic Club	1830
2. Sycamore Flying Fish	471
2. Miami Valley Aquatic Club SC	471
4. Mason Manta Rays	257
5. Kingfish Aquatic Club	71

## Men - Team Rankings - Through Event 40












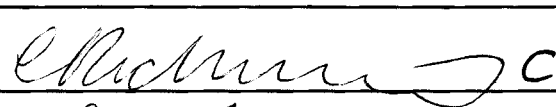


1. Cincinnati Aquatic Club	1944.5
2. Sycamore Flying Fish	468.5
3. Mason Manta Rays	344.5
4. Miami Valley Aquatic Club SC	240
5. Kingfish Aquatic Club	90.5

# CAC Pentathlon

Sunday Oct 30, 2005 - Sanction # 2776-OH


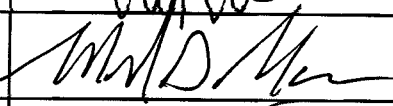










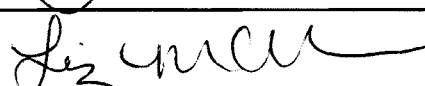



Session # 1 #1

## Officials - Sign In Sheet

Position	Name	Club	Level	Signature
Meet Referee	Mike Rice	CAC	1A	
Deck Referee	Mike Norris	CAC	1	
Deck Referee	Doug DENNIS	CAC	1	
Admin Referee	Chip Carrigan	CAC	1	
Admin Referee	Lynn Heinbach	CAC	3	
Starter	Marilyn Louis	CAC	3	
Starter	Tom Mantowski	CAC	3A	
Chief Judge				
Chief Judge				
Stroke & Turn	Lynn MacRae	CAC	5 <sub>3</sub>	
Stroke & Turn	Mark Higgins	CAC	5	 1-2
Stroke & Turn	Kim Crawford	CAC	5A	
Stroke & Turn	Ed McClure	CAC	5	 T-12
Stroke & Turn	Liz McClure	CAC	5	
<del>Stroke &amp; Turn</del>	<del>Lynn MacRae</del>	<del>CAC</del>	<del>5</del>	
Stroke & Turn	D Jenkins	SFF		
Stroke & Turn	Carol Richmond	Malco	3	 C
Stroke & Turn	Chuck Keenan	RAYS	5	 5
<del>Stroke &amp; Turn</del>	<del>Kim Crawford</del>	<del>RAYS</del>	<del>5</del>	
Stroke & Turn	Eva SCHNEIDER MAN	RAYS	5 <sub>1</sub>	

CAC Pentathlon  
 Sunday Oct 30, 2005 - Sanction # 2776-OH  
 Session 2

Officials - Sign In Sheet

Position	Name	Club	Level	Signature
Meet Referee	Mike Rice	CAC	1A	
Deck Referee	Mike Norris	CAC	1	
Deck Referee	Doug Dennis	CAC	1	
Admin Referee	Chip Carrigan	CAC	1	
Admin Referee	Lynn Heinbach	CAC	3	
Starter	Marilyn Louis	CAC	3	
Starter	Lisa Pearce	CAC	3	
Starter	Tom Mantowski	CAC	3A	
Starter	Mark London	CAC	3i	
Stroke & Turn	Steve Bedacht	CAC	5	
Stroke & Turn	Mark Higgins	CAC	5	
Stroke & Turn	Rob Dewey	CAC	5	
<del>Stroke &amp; Turn</del>	<del>Ed McClure</del>	<del>CAC</del>	<del>5</del>	<del></del>
Stroke & Turn	Liz McClure	CAC	5	
Stroke & Turn	Missy Gladney	MAKOS	5	
Stroke & Turn	Paul Davis	MAKOS	5	
Stroke & Turn	EVA SCHMIDTKE SCIMITAR MIA	Holan	JA	
Stroke & Turn				
Stroke & Turn				
Stroke & Turn				

S 1-3  
 F 1-3  
~~T 4-6~~ 54-6  
 B 4-6  
 STR CACU  
 S 1-3